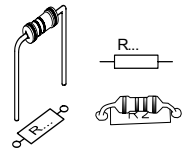


START

1

Resistor - Weerstand - Résistance - Widerstand - Resistencia - Motstand - Vastus - Resistenze



◇ R1, R2 : 1K

◇ R3 : 100K

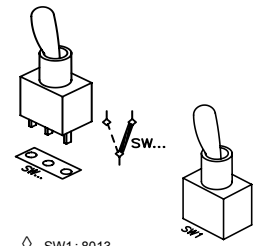
◇ R4 : 47

(Brown, Black, Red) - (Bruin, Zwart, Rood) - (Brun, Noir, Rouge) - (Braun, Schwarz, Rot) - (Brun, Svart, Röd) - (Ruskea, Musta, Punainen) - (Marrón, Negro, Rojo) - (Castanho, Preto, Encarnado) - (Marrone, Nero, Rosso)

(Brown, Black, Yellow) - (Bruin, zwart, Geel) - (Brun, noir, Jaune) - (Braun, Schwarz, Gelb) - (Brun, Svart, Gul) - (Ruskea, Musta, Keltainen) - (Marrón, Negro, Amarillo) - (Castanho, Preto, Amarelo) - (Marrone, Nero, Giallo)

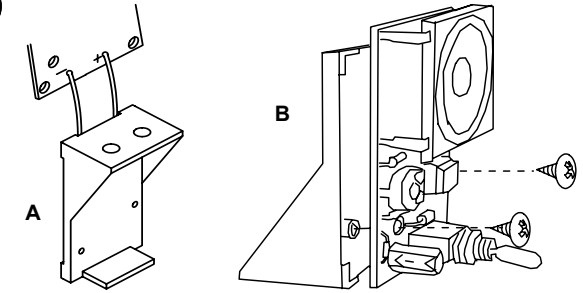
(Yellow, Purple, Black) - (Geel, Paars, Zwart) - (Jaune, Violet, Noir) - (Gelb, Violet, Schwarz) - (Gul, Lila, Svart) - (Keltainen, Purppura, Musta) - (Amarillo, Morado, Negro) - (Amarelo, Violeta, Preto) - (Giallo, Viola, Nero)

10 Switch

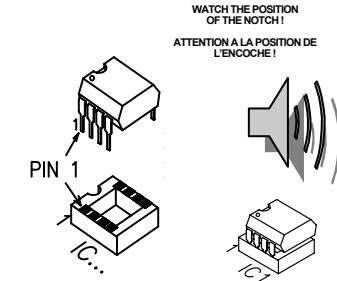


◇ SW1 : 8013

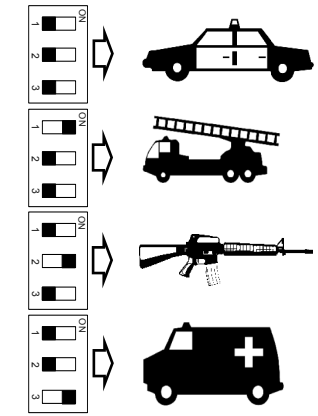
11



12 IC



◇ IC1 : 3561

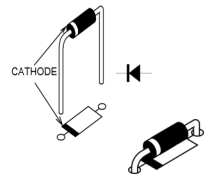


MK113_rev.1

2

Diode

Watch the polarity !
Attention à la polarité !

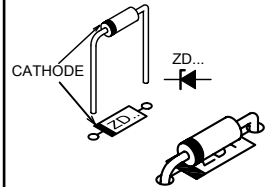


◇ D1 : 1N4007

3

Zener-diode

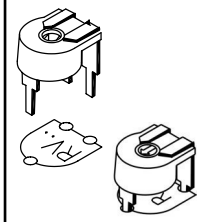
Watch the polarity !
Attention à la polarité !



◇ ZD1 : 3V0

4

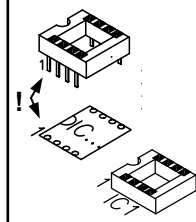
Trimmer



◇ RV1 : 250K (220K) Sound

5

IC-socket

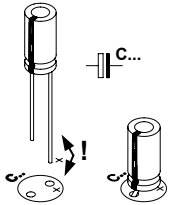


◇ IC1 : 8p

6

Electrolytic capacitor

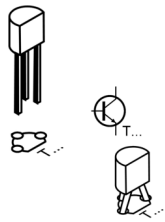
WATCH THE POLARITY !
ATTENTION A LA POLARITE !



◇ C1 : 100µF

7

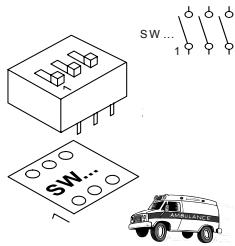
Transistor



◇ T1 : BC337

8

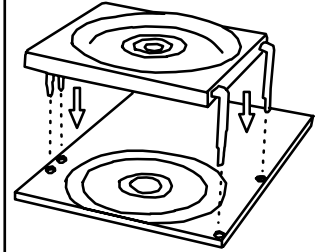
DIP switch



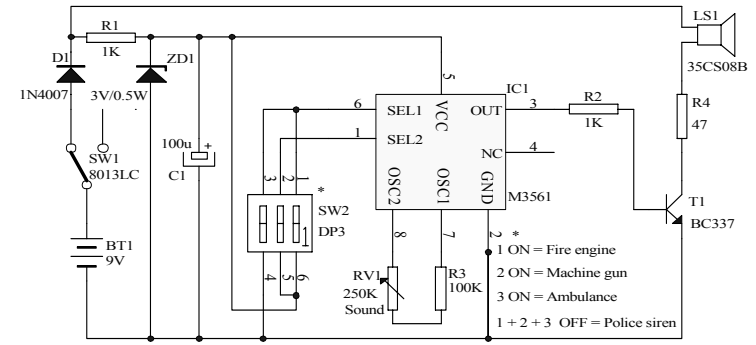
◇ SW2 : DP3

9

Speaker



◇ LS1 : 35CS08



- * 1 ON = Fire engine
- 2 ON = Machine gun
- 3 ON = Ambulance
- 1 + 2 + 3 OFF = Police siren

